



# **BLESSED WITH A FAITHFUL MOTHER**

**OCTOBER 2022  
KIDS ASSEMBLY TOPIC**

Kids Assembly Topic for October 2022

## **BLESSED WITH A FAITHFUL MOTHER!**



### **Objectives:**

At the end of the Kids Assembly, MFC Kids will be able to:

- Learn about Mother Mary as 'Our Lady of Light'
- Appreciate Mother Mary's presence in their lives
- Imitate some of Mother Mary's important qualities young as they are



### **I. MOTIVATION**

**Activity:** Let the kids sing the song, 'Mama Mary'

**Activity:** Let the kids sing the song, 'Mama Mary'

Video link:

<https://www.youtube.com/watch?v=v0kcAWZ9qOA>

'Mama Mary' lyrics

#### **{Chorus}**

Mama Mary help me be open,  
To let the light shine through me  
Mama Mary teach me obedience,  
Make me transparent like you

#### **{Verse - 1}**

Behold the handmaid of God,  
May all you herald come true  
In Him alone I am satisfied,  
Forever blessing His name!



**{Chorus}**

Mama Mary help me be open,  
To let the light shine through me  
Mama Mary teach me obedience,  
Make me transparent like you

**{Verse - 2}**

My soul rejoices in God,  
His word has blossomed in me  
From now all ages will honor Him,  
Forever blessing His name!

**{Chorus}**

Mama Mary help me be open,  
To let the light shine through me  
Mama Mary teach me obedience,  
Make me transparent like you

**Processing:**

As we all know, Mary is the mother of our Lord, Jesus Christ. With that - Mary, is not just Christ's mother, she is also our mother! Jesus entrusted her to us, and us to her on Calvary when he told St. John to behold his mother and Mary to behold her son. St. John represented the faithful disciple of the Lord. St. John represented you and me!

She sets a great example for us of steadfast faith and trust in God. As MFC Kids, may we follow our Blessed Mother on how she became devoted to God by being obedient and faithful to Him.



## II. HEAD

As we all know, Mary has many titles and one of them is 'Our Lady of Light'. At the turn of the eighteenth century a Jesuit priest, Jose Antonio Genovese (1681-1757) received a vision of the Blessed Virgin Mary. According to him, the Virgin ordered him to paint a representation of the apparition, which he proceeded to do. When he had completed the painting, the Virgin appeared to him once more, gave her approval, blessed the painting, and told the priest that it would be a source of joy for all the world – *"We must look to Our Lady and Our Lord Jesus Christ, especially in the Blessed Sacrament, amidst these ruins. We must go to Her, for she will give us the light of faith in these dark times and lead us to her Son."*

*Note: Kindly include in the PPT the image/representation of the 'Our Lady of Light'*



## III. HEART

***"Hail, favored one! The Lord is with you."* - Luke 1:28**

Mary found favor with God - she found grace in the eyes of the Lord. A special honor had been afforded to this young woman who was embraced by Joseph the carpenter. She was a particular recipient of God's amazing grace!

Let us ponder on some of the most important qualities of Mother Mary and discuss how children like us can imitate them in our daily lives –

### A. Faithful

Faithfulness often means putting others first and staying loyal and true to family, friends, and other loved ones. It means trusting that when we are faithful, we honor God and allow him to work in our lives. When we are faithful, our faithful God will take care of all our needs. Mary teaches us about accepting God's will and trusting God even when we are not sure. Mary is our best model of faith!

*Ex.*

*Faithful to friends and companions, Faithful to their commitments and responsibilities at school, Faithful to their teachers, True to their beliefs, even if someone laughs at them, Faithful to their family and their responsibilities - their chores, the family schedules, their duties to help their siblings, etc.*

## **B. Joyful**


We should always have a joyful heart like Mother Mary. So often we forget that part of being in a family or a friendship is sharing joy with each other. Not just sharing some fun times, but truly enjoying in the delights of others. Sometimes we can find it difficult to share in others' joy when we're hurting, but Mary is the perfect person to help us be brave in sharing our joy to others.

## **C. Helpful**

We can ask Mary for prayers just as we ask family and friends to pray for us. Mary loves Jesus. She wants everyone to know and love Him, too. Mary comes to our aid as our mother to help us and to point the way to her Son. She has told people to turn away from sin, to pray the Rosary, to pray for sinners, and to pray for peace. She has told us that her Son is very much offended by the sins of people. She asks us to pray and repent. God allowed her to come to deliver these messages to us. He did not have to do that. But, God loves us and He loves His Mother, so He allows her to help us. Mother Mary is always with us and always helps us, especially in difficult times of our lives. Mary is our loving mother in heaven, whom we can call on for help.

## **ACTIVITY: Holy Rosary**

We ask the whole group - the Coordinators, Heart Champs, and all the kids, to **PRAY THE HOLY ROSARY**. As we celebrate this month of October, the Rosary Month, we honor Mother Mary by praying the Holy Rosary as one family here in MFC Kids. The initiative is to create a continuous chain of praying the rosary for the whole month of October in our Kids Assemblies as we become part of the Children's Rosary Rally in our own respective areas and chapters.



You may still do (or even opt to not do) the activities, coloring and arts & crafts, after praying the Holy Rosary.

#### **IV. HANDS**

##### **A. KIDS AT PLAY (3-4 years old)**

**Activity:** Coloring (see Appendix A)

**Materials:**

- Printed coloring page/paper
- Crayons
- Color Pens

##### **B. FIRST STEPS (5-7 years old), FOOTSTEPS (8-10 years old)**

**Activity:** Arts and Crafts (see Appendix B)

**Name:** Mother Mary and Baby Jesus Paper Ornament

**Materials:**

- Blue and white construction paper
- Template printed on white paper (heavy weight paper like cardstock works best. See Appendix B.2)
- Scissors
- Two small pieces of blue and white yarn
- Colored pencils
- Glue
- Hole punch
- Google eyes (optional)

### **Instructions:**

1. Place the white construction paper on the table vertically. Cutting it in half lengthwise.
2. Starting at the bottom, accordion fold the entire length of the paper.
3. Place the blue paper on the table horizontally (the rectangle should be wider than it is tall) Starting at the bottom, accordion fold the entire length of the blue paper.
4. Keeping the accordion folded, fold the blue paper in half. Glue the joining middle section together near the bottom.
5. The hole at the top will be the 'head'.
6. Repeat this step with the white accordion too.
7. Next take the hole punch and make a hole in the top of the blue fold.
8. Take a piece of blue yarn, feed through the hole and tie. This creates a hanger for the ornament.
9. Now, squeeze the accordion closed again and tie another string around the paper, making a 'neck'. Cut off the loose ends of the string.
10. Also tie a string around the white paper.
11. Print the template on heavy white paper.
12. Cut it out and draw a face on each circle.
13. Next, fold the tab over and place glue on the top.
14. Then stick inside the opening at the top of the accordion. (If it doesn't quite fit, move the yarn at the neck lower and gently make the hole bigger.)

(See Appendix B.1 for sample)

### **A. STEP UP (11-12 years old)**

**Activity:** Household

### **Discussion Question:**

- Which among these three qualities of Mary do you think you need to imitate more in your life? Why?



#### IV. TAKE AWAY

As we end the year, we can indeed declare that we are blessed beyond bounds. We are so blessed with everything that we have – the material things we have, our homes, our families, our friends, our community, and more importantly, the greatest blessing we ever received is Jesus! And as we move forward to the year 2023, let us allow ourselves to be good stewards of these blessings and to share all of them with the world!

Here is our October gift badge!





## RECITATION OF MFC KIDS PROMISE

### **1. I will imitate Jesus.**

- I will pray to God and read the Bible every day.
- I will make Jesus as my role model by obeying rules and doing good in school.

### **2. I will be a good family member.**

- I will be a good son/daughter to my parents by obeying and respecting them.
- I will be a good sister/brother to my siblings through sharing and supporting them.

### **3. I will be an active member of MFC Kids**

- I will always attend and participate in all MFC Kids activities.
- I will share my time, talents and treasures to others especially  
to my brothers and sisters in MFC Kids
- I will love, respect and be loyal to my MFC Kids family.

### **4. I will tell others about Jesus.**

- I will love my brothers and sisters, relatives, and friends by doing good deeds everyday that will reflect God's love.
- I will serve in our Parish Church.
- I will love the poor by sharing what I have with them

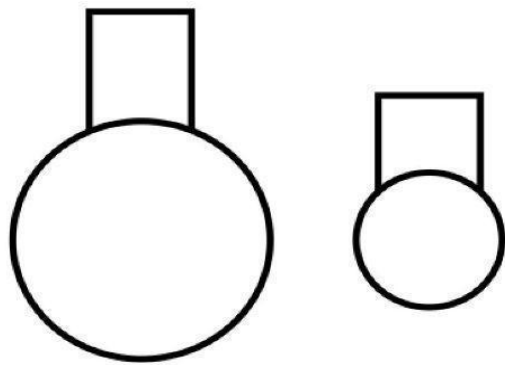
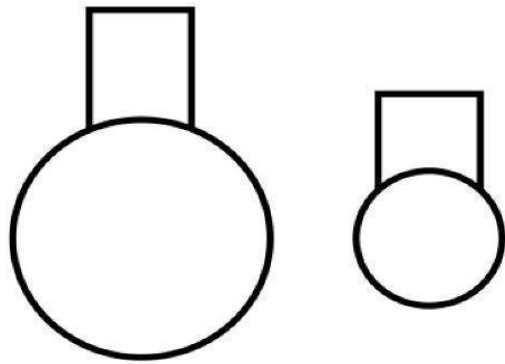
Appendix A



APPENDIX B.1



APPENDIX B.2



**Dear Parents/Guardians,**

Thank you for letting your kids attend our Kids Assembly this month and for being one with us in believing that they are never too young to know Christ. We honor your love and passion in making your child/ren closer to the Lord.

Our topic this month is about '**Mother Mary; Our Faithful Mother**'. They have learned that Mother Mary is our Spiritual Mother and she is our role model of faithfulness to God.

For this month, we highly encourage you and your children to pray the Holy Rosary since it's the Rosary Month! (October). Pray the Holy Rosary and ask your child to lead and tell them that in every mystery, they will pray for the following:

- **First Mystery** - Pray for the whole Family
- **Second Mystery** - Pray for your Relatives
- **Third Mystery** - Pray for your Friends
- **Fourth Mystery** - Pray for MFC Kids Coordinators (Tito's and Tita's) and Heart Champs (Ate's and Kuya's)
- **Fifth Mystery** - Pray for those who are Sick

After doing the activities, we encourage you to post these on your social media accounts so that you can inspire other parents and families to journey with their kids. Use these hashtags - #MFCKids #ParentChildActivity #MomentsThatMatter

Thank you very much and we hope to be with your kid/s next month!

**MFC Kids Team**