



PROUD TO BE A CATHOLIC!

MARCH 2021
KIDS ASSEMBLY TOPIC

Kids Assembly Topic for March 2021

PROUD TO BE A CATHOLIC

Objectives:

At the end of the Kids Assembly, MFC Kids will be able to:

1. Celebrate the 500 years of Christianity in the Philippines with the whole Catholic faithful and MFC Community.
2. Love God deeply through the love for Holy Mass.

I. MOTIVATION

Activity: Dance the Sinulog Dance

Materials:

Music of Sinulog Dance

Reference: <https://www.youtube.com/watch?v=eHuL0vTreGI&t=21s>

Note: The speaker or facilitator should teach the kids step by step, do not show just show the reference video.

Instruction:

- Facilitator or speaker shall teach the step by step dance of Sinulog
- Facilitator or speaker shall teach the chant to “Viva Pit Señor Santo Niño!”
- All participants shall dance Sinulog and shout the chant “Viva Pit Señor Santo Niño!”



II. HEAD

What a great year to start and remember that we are called to be like Jesus and to converse with Him in prayer through singing and dancing! Do you know that aside from the Kids praise that we sing and dance for God, there is another way of singing and dancing to praise God? Just like what we have danced a while ago, we know that it is just a merely folk dance, wherein Cebuanos are to dance the music during their Sinulog Festival. But Cebuanos dance it not just to impress other people but it is their way to give honor and praise to the Child Jesus, who is well known as Santo Niño!

Did you know that this year, the Philippines will celebrate its 500 years of Christianity? Amazing! And it will be celebrated up until 2022. We are to celebrate 500 years of God's goodness and love for us and in our country. Let's look back on what happened 500 years ago and how it is connected to our dear Santo Niño!

Creative video:

<https://www.youtube.com/watch?v=OiQgb44xvJc&list=RDOiQgb44xvJc&index=1>

Title: Magellan Song: 1521 Ayon Kay Yoyoy Villame

Time: Start at 0:46

Note: Video should start playing only at 0:46

What an epic! The plan of God started with the quest of spices and Magellan was able to bring Santo Niño on his journey. How amazing that it just started from 800 baptized Filipinos and 500 years after there are now millions of Filipino Catholics in the Philippines and all over the world! And not only that, since the introduction of Catholic Faith, we received the most beautiful gift one could ever receive - and this gift is not just something, He is someone. We were able to receive Jesus Christ. And until now, 500 years had passed, we are still enjoying this gift through the Sacrament of the Holy Eucharist where in Jesus Christ himself, is with us - not just spiritually but physically. How is this possible, let's find out!

Creative video: <https://www.youtube.com/watch?v=l6yYDv5aabw>

Title: What is the Holy Eucharist?

Seems impossible? But yes! It is possible. Miracles happen every time we celebrate the Holy Eucharist where in the bread and wine becomes the true body and blood of Christ.

This gift of miracle is given to us, God's children so that we will always be reminded of God's love for us and that He will never leave us.



III. HEART

We have learned that God gave us the gift of the Holy Eucharist because He loves us so much. Now, as MFC Kids, it is our time to LOVE him back through the Sacrament of the Holy Eucharist where He is very much present.

So how can we LOVE God through the Eucharistic Celebration?

1. **Listen to the word of God** Listen to the readings and to the homilies of the priest every time we attend a mass. This is where God will tell you how much He loves you.

2. **Obedience to God** Participate in every song and in every responses in each part of the Holy Mass. We should always obey what we heard and learned from the readings and the sermon of the priest. We should obey the teachings of our church such as the 10 commandments as well as obeying our parents who are one of the channels God used for us to feel His love.

3. **Value your relationship with God** Our relationship with God is very important and we need to take good care of it and nurture it. We should always talk to Him in prayer and through the highest form of worship which is the Holy Mass.

3. **Extend this Love to other people** The love that we receive from God should not stop in us. Because the love of God is meant to be shared to everyone. As young as we are, we are challenged to tell the whole world about Jesus' love for us. We express this love to other people in the catholic community even though we don't know them during the Liturgy of the Eucharist when we give each other the sign of peace.

We can look to baby Jesus who was a good son to St. Joseph and Mother Mary and more importantly to His Father in heaven. Jesus listens and obeys to his parents. Jesus values his relationship to God by praying and He extends this love that it was able to reach us so we can be like Him.



IV. HANDS

A. For Kids at Play (3-4 years old)


Activity: Jesus in the Holy Eucharist

Materials:

- Printable Chalice and Host

Instructions:

1. Print out or draw chalice and bread in Appendix.
2. Color it and put designs if you want.



For First Step (5-6 years old) and Foot Step (8-10 years old)

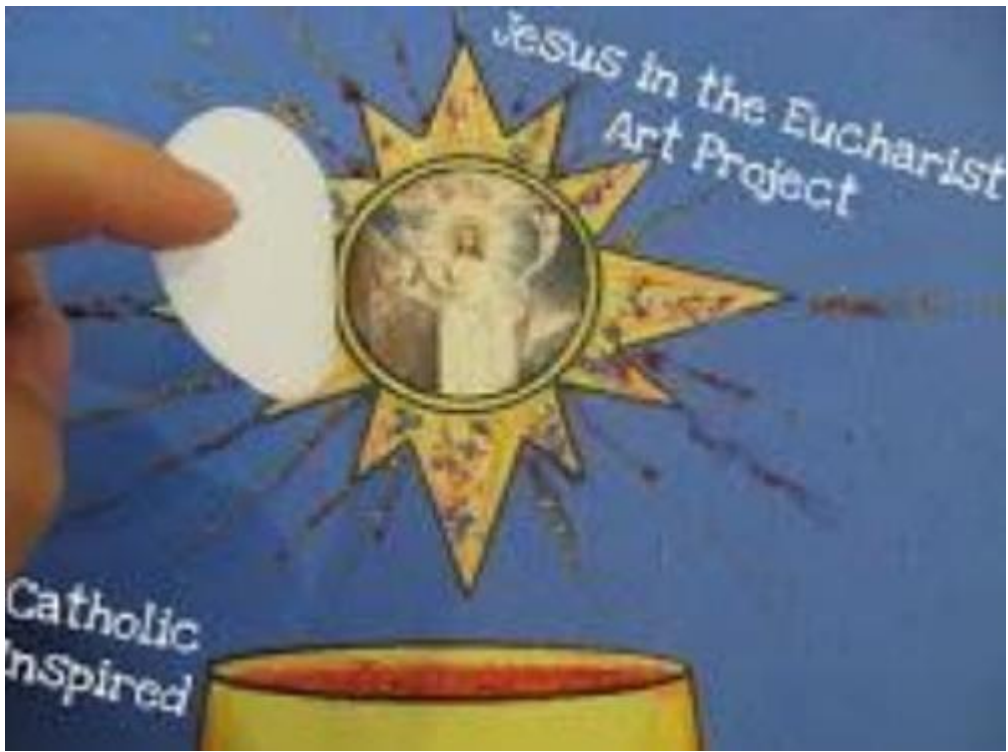
Activity: Jesus in the Holy Eucharist

Materials:

- Glue
- Scissors
- Clear tape
- Printable Chalice and Host
- A sheet of construction paper for the background (blue or black)
- Decorative items like glitter/glitter glue, gems, sequins, etc.
- Crayons to color the chalice and Eucharist's rays. (yellow, orange, & red)

Instructions:

1. Print out or draw chalice and bread in Appendix.
2. Cut out your chalice and Eucharistic rays.
3. Glue the chalice and rays onto the construction paper.
4. Now decorate the chalice and rays with the glitter, gems and sequins or whatever else you choose. You may also decorate the construction paper background, if desired.
5. Glue the Jesus circle in the Eucharistic ray circle.
6. With a small piece of clear tape attach the Eucharist circle to create a door that opens to reveal the image of Jesus.



B. Step Up (11-12 years old)

Activity: Household

Discussion question:

1. How will you show your love to Jesus through the Holy Eucharist?



IV. TAKE AWAY

Just like the child Jesus, Sto. Nino, may we be able to love and follow His example. As we were able to receive love, young as we are, may we love, honor, and praise our God back through the Holy Eucharist.

RECITATION OF MFC KIDS PROMISE

1. I will imitate Jesus.

- I will pray to God and read the Bible every day.
- I will make Jesus as my role model by obeying rules and doing good in school.

2. I will be a good family member.

- I will be a good son/daughter to my parents by obeying and respecting them.
- I will be a good sister/brother to my siblings through sharing and supporting them.


3. I will be an active member of MFC Kids


- I will always attend and participate in all MFC Kids activities.
- I will share my time, talents and treasures to others especially to my brothers and sisters in MFC Kids
- I will love, respect and be loyal to my MFC Kids family.

4. I will tell others about Jesus.

- I will love my brothers and sisters, relatives, and friends by doing good deeds everyday that will reflect God's love.
- I will serve in our Parish Church.
- I will love the poor by sharing what I have with them

Appendix A





Dear Parents/Guardians,

Thank you for letting your child/ren participate in our Kids Assembly this month. We honor your patience and love for your kid/s that you allowed them to hear God's messages for them.

This month we have talked about how God has blessed us and continuously blessing us since Christianity was brought here in our country. 500 years after, here we are called to L-O-V-E the Eucharist even more because Jesus Himself is present there.

Since you, the parents, are the primary educators & evangelizers of your children, we invite and encourage you to do the following activities that would make you and your child/ren appreciate and love the Holy Eucharist:

1. Attend one (1) additional Holy Mass this coming week other than the Sunday Mass with your kid/s

2. Dance the Sinulog Dance with your kid/s

Sinulog Dance Steps - <https://www.youtube.com/watch?v=Cs7To8GIUB8>

3. Have a moment with your kid. Simply explain the Holy Eucharist. How does the bread and wine become the body and blood of Christ and why Holy Mass is so important? These links may help you explain:

The Holy Eucharist - <https://www.youtube.com/watch?v=l6yYDv5aabw>

Why is Mass so Important? -

<https://www.youtube.com/watch?v=ppLJ4FgMBPA>

4. Memorization Time! Help your kid memorize the 'Act of Spiritual Communion'

An Act of Spiritual Communion -

<https://www.ewtn.com/catholicism/devotions/act-of-spiritual-communion-339>

After doing these challenges, we encourage you to post in your social media accounts so that you can inspire other parents to journey with their kids. Use these hashtags - #MFCKids #ParentChildActivity #MomentsThatMatter

Thank you so much and we hope to be with your kid/s next month!

MFC Kids Team